



**Welcome to Reading and Phonics  
meeting for Year One parents.**

**Miss Fowler (Key Stage One Leader) and  
Ms Jenkins (Reading Recovery Teacher)**

# Phonics

- We teach phonics for a minimum of 15 minutes every day in targeted ability groups.
- There will be a Phonics Screening check for all Year 1 children in June.
- Your child's result will be reported to you at the end of the academic year.
- Last year 93% of children in South Grove passed.
- We use a phonics programme called Read, Write Inc.



# Helpful Hints for Hearing your Child Read

# 1. Make reading fun and enjoyable

Make it an enjoyable time for both of you. Find a comfortable place. Try not to read when your child is too tired.

## 2. Introduce the book

Before reading a new book “walk through the book”. Start at the beginning and talk about the pictures. What do you think is happening, what might the story be about? This will help your child to read the book successfully.

### 3. Keep it going!

If your child struggles to read a word, be patient and wait a few seconds. Then give them the word. This keeps the pace going.

## 4. Be positive

If your child gets a word wrong say to your child, ' Let's try that again' and read it with them and help them to read it correctly.

## 5. Talk about the books

Talk about the pictures, the characters, how they think the story will end and their favourite part. This will help your child understand the story.



## 6.Regular reading

Try to read with your child at least 4 times a week. Little and often is better than one long session.

**Remember: The More You Read  
the Better You Get!!**

## 7. Reading Record Books

Please make sure you write in your child's Reading Record book. This shows the class teacher that you are hearing your child read and helps you to communicate with him/her.

## 8. Read to your child

Read to your child every day if possible. A bedtime story is a great way to do this! Remember it's lovely to read books in your first language.

9. Have fun with your reading together. Reading is a great family activity. Anytime! Anywhere!

# Helping your child read

- Use the pictures to help.



p l a y i n g

g r e e n

who

- Use phonics to sound out/ blend.
- **WARNING:** Remember not all words can be sounded out!

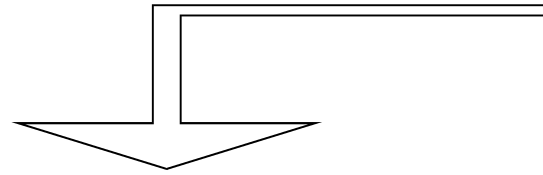
- Use punctuation to help make sense of the text.

•

!!! ???

// //

- Go back and read a word or a sentence again to help read it or understand it.



The cat saw the bird on the grass.





- Listen to what you read to make sure it makes sense.

## What cats look like


This cat  
is black.



This cat is white.



Some cats are  
black and white.



Some cats  
are grey.



Some cats are  
orange, and  
some are brown.



Some have  
black tails  
and black feet  
and black faces.



This cat  
is called  
a tabby.



SOUTH GROVE PRI  
RINGWOOD ROAD  
WALTHAMSTOW  
LONDON E17 8PW

Are some cats grey?

A dog has two eyes,  
two ears, and  
a wet nose.

Inside its mouth  
a dog has  
some white teeth  
and a pink tongue.

It has four legs  
and four paws.

They can be black and white.



This dog has a long coat,  
but some dogs have  
short coats.

Dogs wag  
their tails  
when they  
are happy.

What do dogs do when they are happy?

- Think about what might happen in the story and say why.



## Some useful comments to write in the Reading Record book

We (really) enjoyed reading this book

He read it by himself

He answered questions about the story

He enjoyed finding out about.....

We had fun looking at the pictures

He found this book a bit easy

He found it a bit hard

We talked about the full stops/question marks

Fluent expressive reading

Some interesting vocabulary which we discussed

He read the book to all of us because he enjoyed it so much

# Recommended Websites for reading and literacy activities

Websites for children

[www.bugclub.co.uk](http://www.bugclub.co.uk)

[www.readingeggs.co.uk](http://www.readingeggs.co.uk)

[www.phonicsplay.co.uk](http://www.phonicsplay.co.uk)

[www.letters-and-sounds.com](http://www.letters-and-sounds.com)

[www.familylearning.org.uk](http://www.familylearning.org.uk)

Websites for parents and carers



[www.oxfordowl.co.uk](http://www.oxfordowl.co.uk)

[www.booktrust.org.uk](http://www.booktrust.org.uk)

[www.bookstart.org.uk](http://www.bookstart.org.uk)




Our new school reading programme that joins books with eBooks



# What is Bug Club?

- Ž A reading programme that the school uses to help teach reading
- Ž Carefully graded reading books and eBooks
- Ž Children can take home the books as well as accessing eBooks via a personalised website





# Thank you for your support

- If you have any questions please ask us after the meeting
- Please complete the evaluation form
- We hope the handout we have given is useful